

T9-MH-XL Indirect Sport Unistrut (ISU)

The **MH-XL-ISU** mount fixture comes with **Patented Super Reflector Technology** which produces at least 20% more light than any other fixture. It is perfect for lighting all types of indoor tennis and sporting facilities with white ceiling 15 -70 feet high.

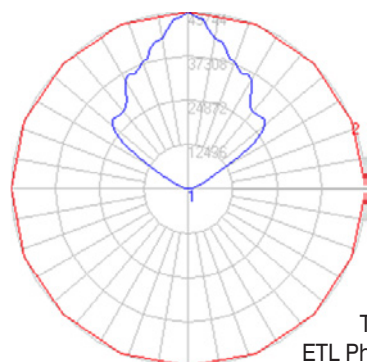
Description

The T9 Ceramic Metal Halide Indirect Fixture is full bright in two minutes with two universal T9-30,000 hour lamps and two Integral 60,000 hour silent dimmable electronic ballasts.

- A 24" aluminum ribbed outer housing with high temperature polyester powder coat contains our Patented Super Reflector Technology with a luminaire efficacy rating (LER) 95%. The fixture comes pre-wired and assembled.
- The ballasts are mounted in the bottom enclosure.
- Standard voltage 200 to 480 volt.
- Available with motion sensors and dimming down to 50% for additional energy savings. When dimmed down 50% and motion is sensed, full bright in 10 seconds.
- Weight 26 lbs.
- For more light than a 1000 watt HID use the 630 watt T9 MH-XL-Indirect Sport Unistrut as seen in photo.



DETROIT TENNIS & SQUASH, MI, 37% Energy Savings, T9 630 Watt – 25% MORE Light than 1000 watt fixtures!



Test:
ETL Photometric
630 Watt

T9-MH-XL-ISU		Ordering Information: (Example: T9-MH-XL-ISU/630W/277V/LI/WG)					
Lamp		Specify Voltage	Fixture Body		Mount	Options	
T9-210W	T9	200 to 480	Aluminum	AL	Unistrut	Lamp Included	LI
T9-315W	T9					Wire Guard	WG
T9-420W	T9					Glass Lens	GL
T9-630W	T9					Emergency Restrike	ER



PATENTED

www.bestlights.com



T9 Lamp

100 Park Drive, Troy, Michigan 48083 ■ Ph: (248) 588-4980 ■ Fx: (248) 589-0134 ■ Toll Free (US Only) ■ (800) KIL-A-WAT (545-2928)



BEST Lights are made in America

T9-MH-XL-Indirect Sport Pendent (ISP)

The **MH-XL-ISP** mount fixture comes with **Patented Super Reflector Technology** which produces at least 20% more light than any other fixture. It is perfect for lighting all types of indoor tennis and sports facilities, including pools with white ceiling 16-100 feet high.

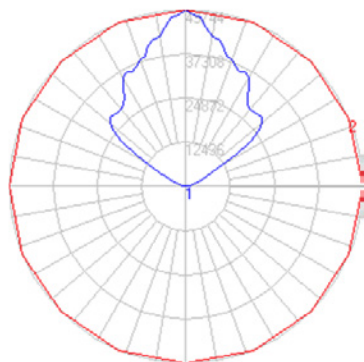
Description

T9 Ceramic Metal Halide indirect fixture is full bright in two minutes with two universal T9-30,000 hour lamps and two Integral 60,000 hour silent dimmable electronic ballasts.

- A 24" aluminum ribbed outer housing with high temperature polyester powder coat contains our Patented Super Reflector Technology with a Luminaire Efficacy Rating (LER) 95%.
- The fixture comes pre-wired and assembled. The ballasts are mounted in the bottom enclosure.
- Pendent mount with a included swivel ball cover allows fixture to move if hit.
- Standard voltage 200 to 480 volt.
- Available with motion sensors and dimming down to 50% for additional energy savings. When dimmed down 50% and motion is sensed, full bright in 10 seconds.
- Weight 34 lbs.
- For more light than a 1000 watt HID use the 630 watt **T9 MH-XL-Indirect Sport Pendent** as seen in photo.



DEER CREEK TENNIS CLUB, IL - 37% Energy Savings, T9 630 Watt - 25% MORE Light than 1000 watt fixtures!



Test: ETL Photometric 630 Watt

T9-MH-XL-ISP		Ordering Information: (Example: T9-MH-XL-ISP/630W/277V/P8/LI/WG)						
Lamp		Specify Voltage	Fixture Body		Pendent		Options	
T9-210W	T9	200 to 480	Aluminum	AL	6'	P6	Lamp Included	LI
T9-315W	T9				8'	P8	Wire Guard	WG
T9-420W	T9						Emergency Restrike	ER
T9-630W	T9							



PATENTED

www.bestlights.com



T9 Lamp

100 Park Drive, Troy, Michigan 48083 ■ Ph: (248) 588-4980 ■ Fx: (248) 589-0134 ■ Toll Free (US Only) ■ (800) KIL-A-WAT (545-2928)



BEST Lights are made in America

T9-MH-XL-HPP (Hang, Plug & Play)

The **MH-XL-HPP** fixture comes with **Patented Super Reflector Technology** which produces at least 20% more light than any other fixture. This fixture will not dent when hit with balls.

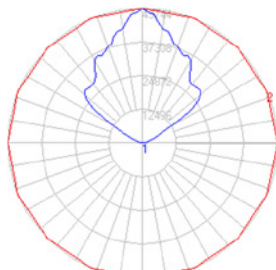
Description

Fixture outer housing 27" x 27" x 17" high with side radius to a 7" x 27" trough. Steel 16 gage weight 84 lbs. or Aluminum .09 weight 34 lbs. Both powder coated.

- Fixture vented at both ends of trough for air flow.
- Mandatory efficiency of segmented reflector 95% with maximum light output at 180° per IES File.
- Integral dimmable electronic ballast and lamp holder assembly are fastened to inside of fixture.
- Two 3/32 cable assemblies attached to fixture for easy hanging.
- Fixture is factory wired with locking plug or modular wiring drop attached to one side of hanging cable.
- Standard voltage 200 to 480 volt.
- Five year warranty on housing and reflector. Manufacturers warranty on 30,000 hour lamps and 60,000 hour warranty on ballasts.



T9
Lamp



Test: ETL Photometric
684 Watt including ballasts.

WESTLAKE TENNIS, 40% Energy Savings, T9 875 Watt – 25% MORE Light
than 1000 Watt Fixtures!

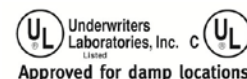
T9-MH-XL-HPP Ordering Information: (Example: T9-MH-XL-HPP/420W/AL/WG/LI/HK8)

Lamp		Specify Voltage		Specify Fixture		Whip & Plug		Options	
T9-210W	1-T9 Lamp	200 to 480		Steel	ST	6'	W6	Lamp Included	LI
T9-315W	1-T9 Lamp			Aluminum	AL	8'	W8	Wire Guard	WG
T9-420W	2-T9 210 Lamps					12'	W12	Glass Lens	GL
T9-630W	2-T9 315 Lamps					20'	W20	Hanging Kit	HK
1000 Watt HPP Fixtures						15 Amp 125V	L5-15P	6'	
775/875W	BT37	Multi-Tap	MT			15 Amp 277V	L7-15P		8'
1000W	BT37	120 to 480				20 Amp 347V	L3723		10'
						20 Amp 480V	L8-20P		12'
								Emergency Restrike	ER



PATENTED

www.bestlights.com



100 Park Drive, Troy, Michigan 48083 ■ Ph: (248) 588-4980 ■ Fx: (248) 589-0134 ■ Toll Free (US Only) ■ (800) KIL-A-WAT (545-2928)



BEST Lights are made in America


MH-XL-DIR Specifications

The **MH-XL-DIRECT/INDIRECT Wall or Pole** mount fixture comes with a 93.3% efficient reflector which produces at least 20% more light than any other fixture. It is perfect for lighting conventional buildings or air structures in all type of indoor sport applications with ceiling 15 to 110 feet high.

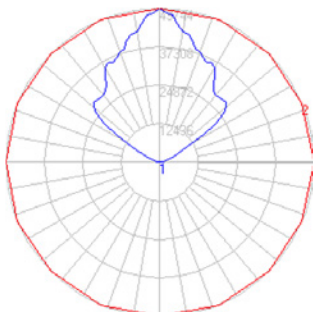
Description

Metal Halide or T9 Ceramic Metal Halide direct fixture with universal HID Lamps or T9 lamp comes pre-wired and assembled.

- Aluminum .09 thick outer housing 24" in diameter painted with high temperature polyester powder coating. Inner super reflector suspended inside is 93.3% efficient according to IES File.
- Mounting brackets for walls or poles to aim in any direction.
- Metal enclosure for Electronic ballasts can be mounted remotely up to 6' from lamp.
- Standard voltage 200 to 480 volt.
- Tempered glass lens.



T9 Lamp

Test: ETL Photometric
684 Watt including ballasts.

OLYMPIC TENNIS – Selected **Best Lights T9** with **Patented Super Reflector Technology**. Using 630 watts for a **37% ENERGY SAVINGS** they increased light levels to 40%. The combination of our Patented Super Reflector Technology and the 115 lumen per watt MasterColor Elite lamps sustains these high light levels.

T9-MH-XL-DIR Wall or Pole Mount

Ordering Information: (Example: T9-MH-XL-DIR/630W/T9/LI/GL)

Lamp		Specify Voltage	Specify Fixture		Whip & Plug		Options	
T9-210W	1-T9 Lamp	200 to 480	Aluminum	AL	6'	W6	Lamp Included	LI
T9-315W	1-T9 Lamp				8'	W8	Wire Guard	WG
T9-420W	2-T9 210 Lamps				12'	W12	Glass Lens	GL
T9-630W	2-T9 315 Lamps				20'	W20	Emergency Restrike	ER



PATENTED

www.bestlights.com


Approved for damp locations.

100 Park Drive, Troy, Michigan 48083 ■ Ph: (248) 588-4980 ■ Fx: (248) 589-0134 ■ Toll Free (US Only) ■ (800) KIL-A-WAT (545-2928)



BEST Lights are made in America

T9-MH-XL-Indirect Sport Pendent (ISP)

The **MH-XL-ISP** mount fixture comes with **Patented Super Reflector Technology** which produces at least 20% more light than any other fixture. It is perfect for lighting all types of indoor tennis and sports facilities, including pools with white ceiling 16-100 feet high.

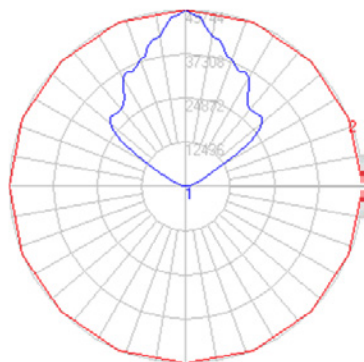
Description

T9 Ceramic Metal Halide indirect fixture is full bright in two minutes with two universal T9-30,000 hour lamps and two Integral 60,000 hour silent dimmable electronic ballasts.

- A 24" aluminum ribbed outer housing with high temperature polyester powder coat contains our Patented Super Reflector Technology with a Luminaire Efficacy Rating (LER) 95%.
- The fixture comes pre-wired and assembled. The ballasts are mounted in the bottom enclosure.
- Pendent mount with a included swivel ball cover allows fixture to move if hit.
- Standard voltage 200 to 480 volt.
- Available with motion sensors and dimming down to 50% for additional energy savings. When dimmed down 50% and motion is sensed, full bright in 10 seconds.
- Weight 34 lbs.
- For more light than a 1000 watt HID use the 630 watt **T9 MH-XL-Indirect Sport Pendent** as seen in photo.



DEER CREEK TENNIS CLUB, IL - 37% Energy Savings, T9 630 Watt - 25% MORE Light than 1000 watt fixtures!



Test: ETL Photometric 630 Watt

T9-MH-XL-ISP		Ordering Information: (Example: T9-MH-XL-ISP/630W/277V/P8/LI/WG)						
Lamp		Specify Voltage	Fixture Body		Pendent		Options	
T9-210W	T9	200 to 480	Aluminum	AL	6'	P6	Lamp Included	LI
T9-315W	T9				8'	P8	Wire Guard	WG
T9-420W	T9						Emergency Restrike	ER
T9-630W	T9							



PATENTED

www.bestlights.com



T9 Lamp

100 Park Drive, Troy, Michigan 48083 ■ Ph: (248) 588-4980 ■ Fx: (248) 589-0134 ■ Toll Free (US Only) ■ (800) KIL-A-WAT (545-2928)




BEST Lights are made in America

T9-MH-XL Indirect Sport Cable (ISC)

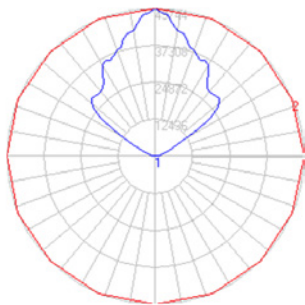
The **MH-XL-ISC** mount fixture comes with **Patented Super Reflector Technology** which produces at least 30% more light than any other fixture. It is perfect for lighting all types of indoor air structures and sports facilities with white ceilings 15 -100 feet high.

Description

- Two T9-315 Watt Ceramic Metal Halide lamps are full bright in two Minutes. Lamp life 30,000 hours with 10% light loss at 12,000 hours. Silent dimmable electronic ballasts. Ballast life 60,000 hours. The Ballasts are mounted in the bottom enclosure.
- Strong 24" Aluminum Ribbed outer housing with high temperature polyester powder coat contains our Super Reflector Technology with a Luminaire Efficacy Rating (LER) 95%. The fixture comes pre-wired and assembled.
- Standard voltage 200 to 480 volt.
- Available with Motion Sensors and Dimming down to 50% for additional energy savings. When Dimmed down 50% and motion is sensed, full bright in 10 seconds.
- For more light than a 1000 watt HID use the 630 watt **T9-MH-XL-Indirect Sport Cable** as seen in photo.
- Weight 26 lbs.



37% Energy Savings, T9 630 Watt – **30% MORE Light** than 1000 watt fixtures!



Test:
ETL Photometric 630 Watt

T9-MH-XL-ISC Ordering Information: (Example: T9-MH-XL-ISC/630W/277V/WG/LI/8'HC)

Lamp	Specify Voltage	Fixture Body	Whip & Plug	Options
T9-210W	200 to 480	Aluminum AL	6' W6	Lamp Included LI
T9-315W			8' W8	Wire Guard WG
T9-420W			12' W12	Emergency Restrike ER
T9-630W			15 Amp 277V L7-15P	Hanging Cable HC
				6'
				8'
				10'
				12'



T9 Lamp



PATENTED

www.bestlights.com

UL Underwriters Laboratories, Inc. c UL
Approved for damp locations.

100 Park Drive, Troy, Michigan 48083 ■ Ph: (248) 588-4980 ■ Fx: (248) 589-0134 ■ Toll Free (US Only) ■ (800) KIL-A-WAT (545-2928)



BEST Lights are made in America