

T9-MH-XL Indirect Sport Unistrut (ISU)

The **MH-XL-ISU** mount fixture comes with **Patented Super Reflector Technology** which produces at least 20% more light than any other fixture. It is perfect for lighting all types of indoor sporting facilities with white ceiling 15 -70 feet high.

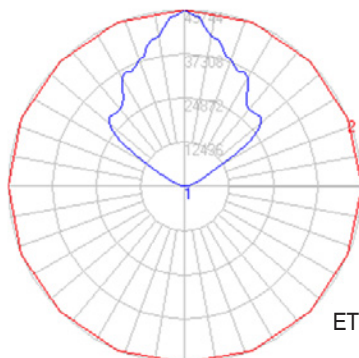
Description

The T9 Ceramic Metal Halide Indirect Fixture is full bright in two minutes with two universal T9-30,000 hour lamps and two Integral 60,000 hour silent dimmable pulse start electronic ballasts.

- A 24" aluminum ribbed outer housing with high temperature polyester powder coat contains our Patented Super Reflector Technology with a luminaire efficacy rating (LER) 95%. The fixture comes pre-wired and assembled.
- The ballasts are mounted in the bottom enclosure.
- Standard voltage 200 to 480 volt.
- Available with motion sensors and dimming down to 50% for additional energy savings. When dimmed down 50% and motion is sensed, full bright in 10 seconds.
- Weight 26 lbs.



T9-MH-XL-ISU Ordering Information: (Example: T9-MH-XL-ISU/630W/277V/LI/WG)							
Lamp		Specify Voltage	Fixture Body		Mount	Options	
T9-210W	T9	200 to 480	Aluminum	AL	Unistrut	Lamp Included	LI
T9-315W	T9					Wire Guard	WG
T9-420W	T9					Glass Lens	GL
T9-630W	T9					Emergency Restrike	ER



Test:
ETL Photometric
630 Watt

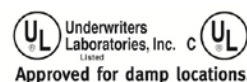


T9 Lamp



PATENTED

www.bestlights.com



100 Park Drive, Troy, Michigan 48083 ■ Ph: (248) 588-4980 ■ Fx: (248) 589-0134 ■ Toll Free (US Only) ■ (800) KIL-A-WAT (545-2928)




BEST Lights are made in America

T9-MH-XL Low Profile

The **T9-2' x 2' x 6" Low Profile** can be used in a **DIRECT or INDIRECT** application. The fixture can be hung by cables and is perfect for lighting Sports and Conventional Buildings 15 to 90 feet high.

The **T9-630 watt model** replaces all existing 1000 Watt fixtures with a **37% energy savings and more light**.

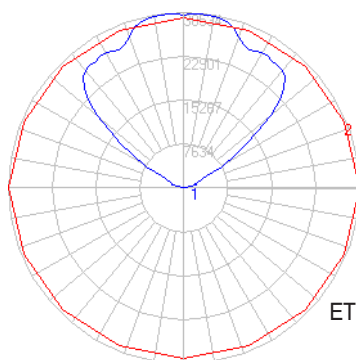
T9 Ceramic Metal Halide Lamps last 30,000 hours which is twice the life of existing HID lamps. Lamp depreciation at 12,000 hours is only 10%. The Color Rendering Index is 90+ which means the lamp color is consistent with no color shifting. They are easy to install and the electronic ballasts are integral and dimmable.



Description

- 24" x 24" x 6" Steel housing with **Best Lights Patented Super Reflector Technology**.
- Two T9 lamps with two integral 200 to 480 volt electronic dimmable ballast.
- Tempered Glass Lens.
- Fixture comes prewired and ready to install.
- Standard voltage 200 to 480 volt.
- Powder coated white or color.

T9-MH-XL-2 x 2 Low Profile		Ordering Information: (Example: T9-MH-XL-LP/420W/ST/6W/LI/GL/HK6)						
Lamp		Specify Voltage	Specify Fixture		Whip & Plug		Options	
T9-210W	1-T9 Lamp	200 to 480	Steel	ST	6'	W6	Lamp Included	LI
T9-315W	1-T9 Lamp		Aluminum	AL	8'	W8	Glass Lens	GL
T9-420W	2-T9 210 Lamps				12'	W12	Cable Mount Hanging Kit	HK
T9-630W	2-T9 315 Lamps				20'	W20		
					15 Amp 277V	L7-15P		6'
								8'
								10'
								12'



Test:
ETL Photometric
630 Watt

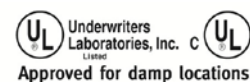


T9 Lamp



PATENTED

www.bestlights.com



Approved for damp locations.

100 Park Drive, Troy, Michigan 48083 ■ Ph: (248) 588-4980 ■ Fx: (248) 589-0134 ■ Toll Free (US Only) ■ (800) KIL-A-WAT (545-2928)



BEST Lights are made in America


MH-XL-DIR/IND Specifications

The **MH-XL-DIRECT/INDIRECT Wall or Pole** mount fixture comes with a 93.3% efficient reflector which produces at least 20% more light than any other fixture. It is perfect for lighting conventional buildings or air structures in all type of indoor sport applications with ceiling 15 to 110 feet high.

Description

Metal Halide or T9 Ceramic Metal Halide direct fixture with universal HID Lamps or T9 lamp comes pre-wired and assembled.

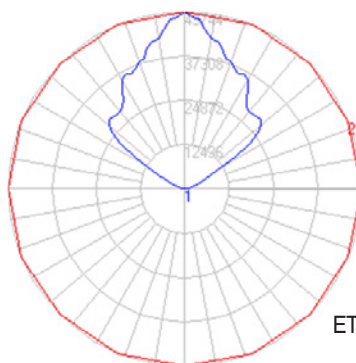
- Aluminum .09 thick outer housing 24" in diameter painted with high temperature polyester powder coating. Inner super reflector suspended inside is 93.3% efficient according to IES File.
- Mounting brackets for walls or poles to aim in any direction.
- Metal enclosure for Electronic ballasts can be mounted remotely up to 6' from lamp.
- Standard voltage 200 to 480 volt.
- Tempered glass lens.



T9-MH-XL-DIR Wall or Pole Mount		Ordering Information: (Example: T9-MH-XL-DIR/630W/T9/LI/GL)						
Lamp		Specify Voltage	Specify Fixture		Whip & Plug		Options	
T9-210W	1-T9 Lamp	200 to 480	Aluminum	AL	6'	W6	Lamp Included	LI
T9-315W	1-T9 Lamp				8'	W8	Wire Guard	WG
T9-420W	2-T9 210 Lamps				12'	W12	Glass Lens	GL
T9-630W	2-T9 315 Lamps				20'	W20	Emergency Restrike	ER



T9 Lamp

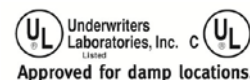


Test:
ETL Photometric
630 Watt



PATENTED

www.bestlights.com



100 Park Drive, Troy, Michigan 48083 ■ Ph: (248) 588-4980 ■ Fx: (248) 589-0134 ■ Toll Free (US Only) ■ (800) KIL-A-WAT (545-2928)



BEST Lights are made in America

T9-MH-XL-HPP (Hang, Plug & Play)

The **MH-XL-HPP** fixture comes with **Patented Super Reflector Technology** which produces at least 20% more light than any other fixture. This fixture will not dent when hit with balls.

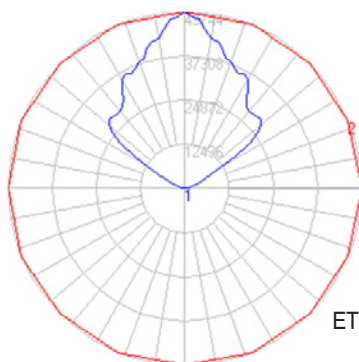
Description

Fixture outer housing 27" x 27" x 17" high with side radius to a 7" x 27" trough. Steel 16 gage weight 84 lbs. or Aluminum .09 weight 34 lbs. Both powder coated.

- Fixture vented at both ends of trough for air flow.
- Mandatory efficiency of segmented reflector 95% with maximum light output at 180% per IES File.
- Integral dimmable electronic ballast and lamp holder assembly are fastened to inside of fixture.
- Two 3/32 cable assemblies attached to fixture for easy hanging.
- Fixture is factory wired with locking plug or modular wiring drop attached to one side of hanging cable.
- Standard voltage 200 to 480 volt.
- Five year warranty on housing and reflector. Manufacturers warranty on 30,000 hour lamps and 60,000 hour warranty on ballasts.



T9-MH-XL-HPP		Ordering Information: (Example: T9-MH-XL-HPP/420W/AL/WG/LI/HK8)							
Lamp		Specify Voltage		Specify Fixture		Whip & Plug		Options	
T9-210W	1-T9 Lamp	200 to 480		Steel	ST	6'	W6	Lamp Included	LI
T9-315W	1-T9 Lamp			Aluminum	AL	8'	W8	Wire Guard	WG
T9-420W	2-T9 210 Lamps					12'	W12	Glass Lens	GL
T9-630W	2-T9 315 Lamps					20'	W20	Hanging Kit	HK
1000 Watt HPP Fixtures						15 Amp 125V	L5-15P		6'
775/875W	BT37	Multi-Tap	MT	15 Amp 277V	L7-15P	8'			
1000W	BT37	120 to 480		20 Amp 347V	L3723	10'			
				20 Amp 480V	L8-20P	12'			
								Emergency Restrike	ER



Test:
ETL Photometric
630 Watt



PATENTED

www.bestlights.com



T9 Lamp

100 Park Drive, Troy, Michigan 48083 ■ Ph: (248) 588-4980 ■ Fx: (248) 589-0134 ■ Toll Free (US Only) ■ (800) KIL-A-WAT (545-2928)



BEST Lights are made in America

T9-MH-XL-Indirect Sport Pendent (ISP)

The **MH-XL-ISP** mount fixture comes with **Patented Super Reflector Technology** which produces at least 20% more light than any other fixture. It is perfect for lighting all types of indoor tennis and sport facilities including pools with white ceiling 16-70 feet high.

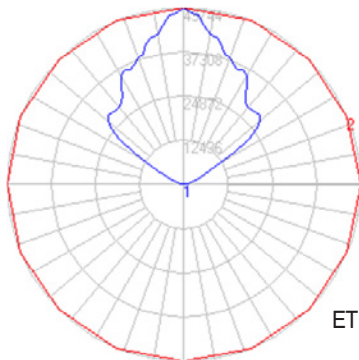
Description

T9 Ceramic Metal Halide indirect fixture is full bright in two minutes with two universal T9-30,000 hour lamps and two Integral 60,000 hour silent dimmable electronic ballasts.

- A 24" aluminum ribbed outer housing with high temperature polyester powder coat contains our Patented Super Reflector Technology with a Luminaire Efficacy Rating (LER) 95%.
- The fixture comes pre-wired and assembled. The ballasts are mounted in the bottom enclosure.
- Pendent mount with a included swivel ball cover allows fixture to move if hit.
- Standard voltage 200 to 480 volt.
- Available with motion sensors and dimming down to 50% for additional energy savings. When dimmed down 50% motion is sensed, full bright in 10 seconds.
- Weight 34 lbs.



T9-MH-XL-ISP		Ordering Information: (Example: T9-MH-XL-ISP/630W/277V/P8/LI/WG)						
Lamp		Specify Voltage	Fixture Body		Pendent		Options	
T9-210W	T9	200 to 480	Aluminum	AL	6'	P6	Lamp Included	LI
T9-315W	T9				8'	P8	Wire Guard	WG
T9-420W	T9						Emergency Restrike	ER
T9-630W	T9							



Test:
ETL Photometric
630 Watt



T9 Lamp



PATENTED

www.bestlights.com



100 Park Drive, Troy, Michigan 48083 ■ Ph: (248) 588-4980 ■ Fx: (248) 589-0134 ■ Toll Free (US Only) ■ (800) KIL-A-WAT (545-2928)



BEST Lights are made in America

T9-MH-XL Indirect Sport Cable (ISC)

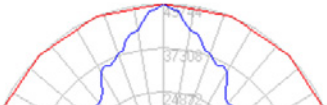
The **MH-XL-ISC** mount fixture comes with **Patented Super Reflector Technology** which produces at least 30% more light than any other fixture. It is perfect for lighting all types of indoor air structures and sports facilities with white ceiling 20 -70 feet high.

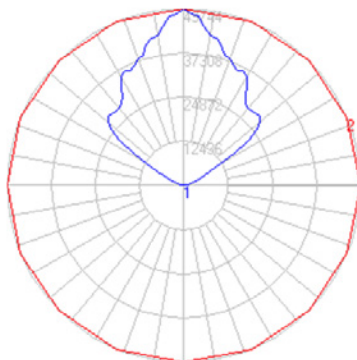
Description

- Two T9-315 Watt Ceramic Metal Halide lamps are full bright in two Minutes. Lamp life 30,000 hours with 10% light loss at 12,000 hours. Silent dimmable electronic ballasts. Ballast life 60,000 hours. The Ballasts are mounted in the bottom enclosure.
- Strong 24" Aluminum Ribbed outer housing with high temperature polyester powder coat contains our Patented Super Reflector Technology with a Luminaire Efficacy Rating (LER) 95%. The fixture comes pre-wired and assembled.
- Standard voltage 200 to 480 volt.
- Available with Motion Sensors and Dimming down to 50% for additional energy savings. When Dimmed down 50% and motion is sensed, full bright in 10 seconds.
- Weight 26 lbs.



T9-MH-XL-ISC Ordering Information: (Example: T9-MH-XL-ISC/630W/277V/WG/LI/8'HC)

Lamp	Specify Voltage	Fixture Body		Whip & Plug		Options	
T9-210W	200 to 480	Aluminum	AL	6'	W6	Lamp Included	LI
T9-315W				8'	W8	Wire Guard	WG
T9-420W				12'	W12	Emergency Restrike	ER
T9-630W				15 Amp 277V	L7-15P	Hanging Cable	HC
							
6'							
8'							
10'							
12'							



Test:
ETL Photometric
630 Watt



T9 Lamp



PATENTED

www.bestlights.com



100 Park Drive, Troy, Michigan 48083 ■ Ph: (248) 588-4980 ■ Fx: (248) 589-0134 ■ Toll Free (US Only) ■ (800) KIL-A-WAT (545-2928)



BEST Lights are made in America

T9-MH-XL-DIRECT with Lens

The **MH-XL-Direct** mount fixture comes with **Patented Super Reflector Technology** which produces at least 20% more light than any other fixture. It is perfect for lighting all types of indoor sports, manufacturing and industrial facilities with ceiling 15 to 110 feet high.

Description

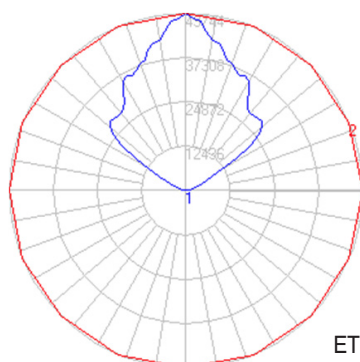
T9 Ceramic Metal Halide direct fixture with universal T9-30,000 hour lamp and 60,000 hour dimmable electronic ballasts comes pre-wired and assembled.

- A 24" Aluminum outer housing with high temperature polyester powder coat contains our Patented Super Reflector Technology with a Luminaire Efficacy Rating (LER) 95%.
- Comes with T9 lamp, ballasts mounted in attached ballast enclosure with a swivel ball cover for hook or pendent mount, cord and plug.
- Available with a tempered glass lens.
- For Open Rated fixture use the T12 lamp with outer jacket.
- Standard voltage 200 to 480 volt.
- Weight 30 lbs.
- Five year warranty on housing and reflector.



T9-MH-XL-DIRECT Ordering Information: (Example: T9-MH-XL-DIR/210W/T9/LI/GL/HCP/W6/L7-15P)

Lamp		Specify Voltage	Fixture Body		Whip & Plug		Options	
210	T9 or T12	200 to 480	Aluminum	AL	3'	W3	Lamp Included	LI
315	T9 or T12				15 Amp 277V	L7-15P	Wire Guard	WG
420	T9 or T12						Tempered Glass Lens	GL
630	T9 or T12						Hook, Cord & Plug	HCP
							Emergency Restrike	ER



Test:
ETL Photometric
630 Watt



T9
Lamp



T12 Open
Rated Lamp



PATENTED

www.bestlights.com



100 Park Drive, Troy, Michigan 48083 ■ Ph: (248) 588-4980 ■ Fx: (248) 589-0134 ■ Toll Free (US Only) ■ (800) KIL-A-WAT (545-2928)



BEST Lights are made in America